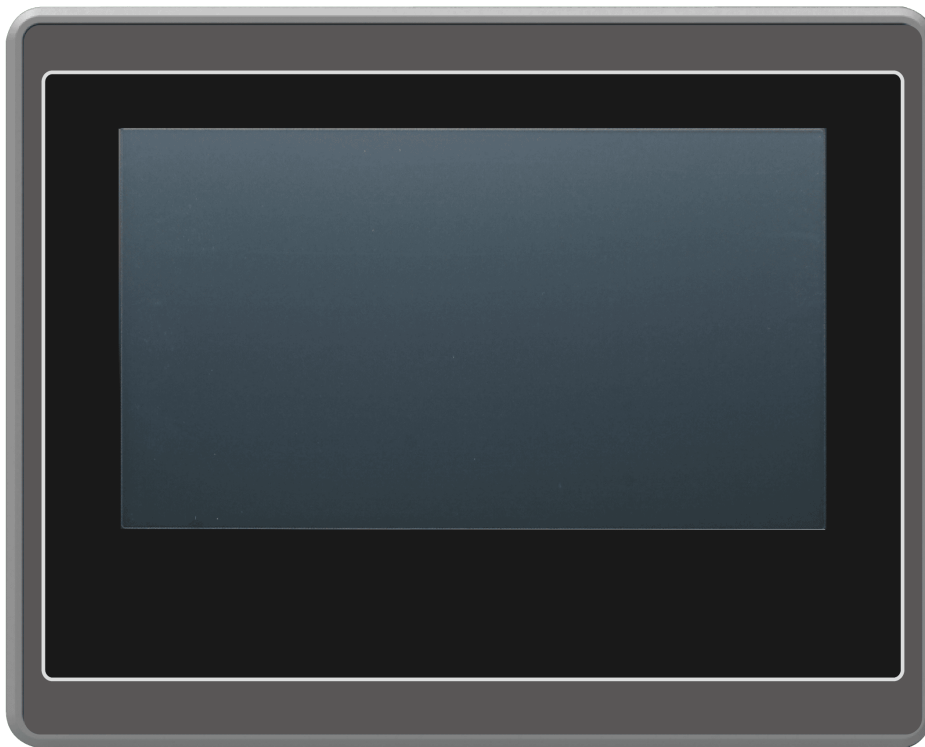



PK2043-31ST-P1Q1




Product Specification

Touch	Resistivo
Feature	-
Performance	-
Inch	4,3"
Form Factor	16:9
Display	LCD
Resolution	480 x 272
Colors	16bit
LCD view angles (T/B/L/R)	-
Brightness	350cd/m2
Backlight	LED
Display life	20000h
CPU	RISC ARM9 300MHz
RAM	64MB
Storage	64MB
Battery backup Memory	128KB
RTC	Built in
SD card	-
Ethernet	1x 10/100Mb/s
USB Host	USB Type A
Programming port	USB Type B
COM 1	RS232

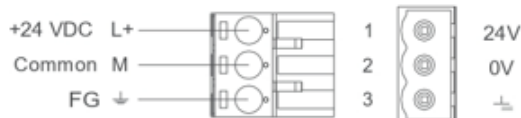
COM 2	RS422/485
COM 3	RS485
COM 4	-
COM 5	-
Power Supply	24Vdc \pm 10% (isolated)
Power Consumption	20W
Storage Temperature	-10 ~ 60°C
Operating Temperature	-10 ~ 60°C
Relative Humidity	10 - 90%RH (non-condensate)
Vibration	Random vibration 1Grms (5 ~ 500Hz)
Protection Degree (Front)	IP65
Protection Degree (Back)	IP20
Lightning	-
Case Material	ABS
Mounting	Panel-Mount
Cutout	119 x 93mm
Dimension	129 x 103 x 33mm
Weight	330g
CE	EN61000-6-2, EN61000-6-4
RoHS	Compliant
UL	-





Power Supply

Powered by a Low Voltage / Limited Energy power source.



Do not open the rear cover of the panel when power is applied.

Be sure that the power supply has enough power capacity for the operation of the equipment.

Dispose of batteries



Dispose of batteries according to local regulations.

The products have been designed for use in an industrial environment in compliance with the 2014/30EU directive.

The products have been designed in compliance with:

- EN 61000-4-4: 2007 + A1: 2011
- EN 61000-3-2: 2014
- EN 61000-3-3: 2013
- EN 61000-6-2: 2005 / AC: 2005
- IEC 61000-4-2: 2008; IEC 61000-4-3: 2008 + A1: 2007 + A2: 2010;
- IEC 61000-4-4: 2012; IEC 61000-4-6: 2014; IEC 61000-4-6: 2013;
- IEC 61000-4-8: 2010; IEC 61000-4-11: 2004 + A1: 2017

The installation of these devices into the residential, commercial and light-industrial environments is allowed only in the case that special measures are taken in order to get the conformity to IEC-61000-6-3. Reproduction of the contents of this copyrighted document, in whole or part without written permission of Cerate Technologies Inc., is prohibited.

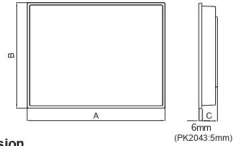
Connections

PKQ043	21ST/ 31ST/ 41ST	COM1 & COM3 5 Pin Terminal	
	31ST	COM2 5 Pin Terminal	
	41ST (Optional)	COM2 & COM4 5 Pin Terminal	

PK2070 & PK2080 & PK2100 & PK2104 & PK2120 & PK2121 & PK2150	31ST/ 51ST/ 51RT	COM1 & COM2 & COM3 DB-9-Female	<table border="1"> <thead> <tr> <th>Pin</th> <th>Description</th> </tr> </thead> <tbody> <tr><td>1</td><td>RS422 TXD+ / RS485+ (COM2)</td></tr> <tr><td>2</td><td>RS232 RXD (COM1)</td></tr> <tr><td>3</td><td>RS232 TXD (COM1)</td></tr> <tr><td>4</td><td>RS422 RXD+ (COM2)</td></tr> <tr><td>5</td><td>5V</td></tr> <tr><td>6</td><td>RS422 TXD- / RS485- (COM2)</td></tr> <tr><td>7</td><td>RS485- (COM3)</td></tr> <tr><td>8</td><td>RS485+ (COM3)</td></tr> <tr><td>9</td><td>RS422 RXD- (COM2)</td></tr> </tbody> </table>	Pin	Description	1	RS422 TXD+ / RS485+ (COM2)	2	RS232 RXD (COM1)	3	RS232 TXD (COM1)	4	RS422 RXD+ (COM2)	5	5V	6	RS422 TXD- / RS485- (COM2)	7	RS485- (COM3)	8	RS485+ (COM3)	9	RS422 RXD- (COM2)
	Pin	Description																					
	1	RS422 TXD+ / RS485+ (COM2)																					
2	RS232 RXD (COM1)																						
3	RS232 TXD (COM1)																						
4	RS422 RXD+ (COM2)																						
5	5V																						
6	RS422 TXD- / RS485- (COM2)																						
7	RS485- (COM3)																						
8	RS485+ (COM3)																						
9	RS422 RXD- (COM2)																						
51ST (Optional)	COM1 & COM5 5 Pin Terminal																						
51RT (Optional)	COM1 & COM5 5 Pin Terminal																						

PK2 Ethernet Series HMI Panels

Outlet Dimension

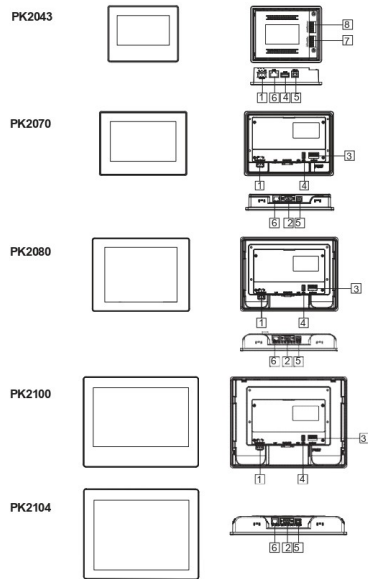


Cut Out Dimension



Model	A	B	C*	L	H
PK2043	129mm/5.08"	103mm/4.06"	33mm/1.30"	118.5mm/4.67"	92.5mm/3.64"
PK2070	203.5mm/8.01"	148.5mm/5.85"	37mm/1.46"	191.5mm/7.54"	138mm/5.43"
PK2080	233mm/9.17"	176mm/6.93"	42.2mm/1.66"	221mm/8.70"	163.5mm/6.44"
PK2100 / PK2104	270.8mm/10.66"	212.8mm/8.38"	42.5mm/1.67"	259mm/10.2"	201mm/7.91"
PK2120 / PK2121	335.4mm/13.20"	245.9mm/9.68"	58.2mm/2.29"	302mm/11.89"	228mm/8.98"
PK2150	399.1mm/15.71"	297.6mm/11.72"	57.5mm/2.26"	384.5mm/15.14"	283mm/11.14"

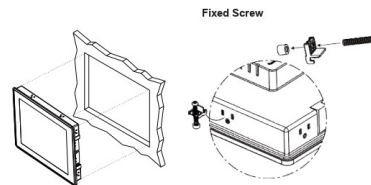
Function View



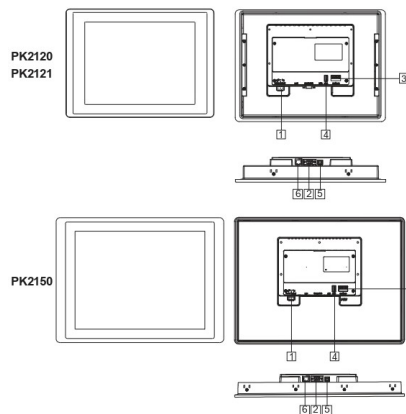
⚠ These devices are only suitable for software 2.1.9.26 or higher version.

Installation Drawing

Metal Locks



⚠ Tighten each fixing screw until the bezel corner gets in contact with the panel.



- 1 Power Connector
- 2 COM1&2&3 9Pin Female
- 3 COM4&5 5Pin Terminal(Optional)
- 4 USB Host
- 5 USB Client
- 6 Ethernet Port
- 7 COM1&3 5Pin Terminal
- 8 COM2 5Pin Terminal
- 9 COM2&4 5Pin Terminal(Optional)